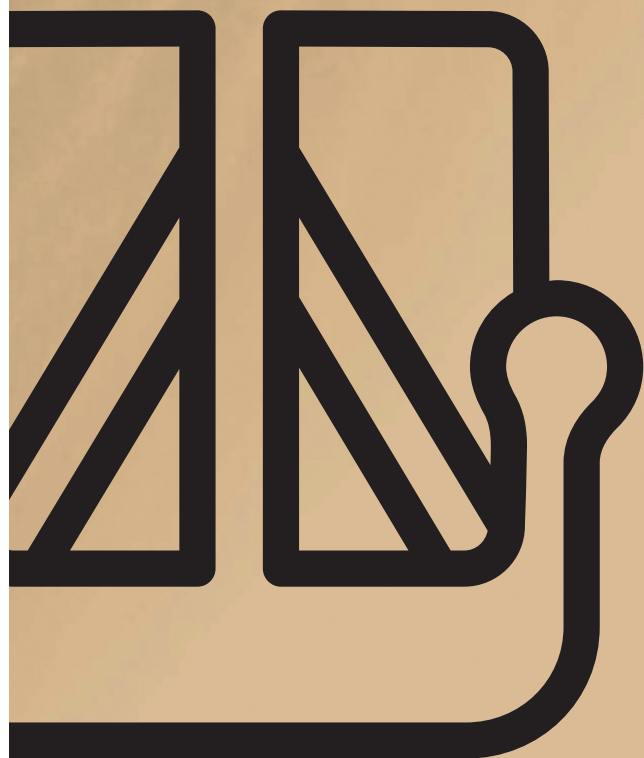




- Standard Description -

375



DUFOUR | 375
Grand'Large

- DUFOR 375 *Grand'Large* -Standard description - September 2010 -



DUFOUR
YACHTS



DUFOUR | 375

Grand'Large

>>> TECHNICAL DATA >>>

Architect / Designer: Umberto Felci
 Overall length: 11,19 m / 36.71 ft
 Hull length: 10,9 m / 35.76 ft
 Waterline length: 8,89 m / 32.44 ft
 Beam length: 3,85 m / 12.63 ft
 Light displacement shoal keel: 7 060 Kg / 15,564 lbs
 Deep keel: 1,9 m / 6.23 ft
 Shoal keel: 1,6 m / 5.24 ft
 Shoal keel weight: 1 950 Kg / 4,298 lbs
 Deep keel weight: 1 850 Kg / 4,078 lbs
 Air draft: 15,8 m / 51.83 ft
 Fuel tank capacity: 200 L / 52.83 gallons
 Water tank capacity: 380 L / 100.32 gallons
 Engine power: 30 CV / 30 HP (22,1 kW)

>>> SAIL AREA >>>

Total surface area: 67 m² / 219.81 sq ft
 Mainsail surface area: 32 m² / 104.98 sq ft
 Genoa surface area (140%): 35 m² / 114.82 sq ft
 Spinnaker surface area: 90 m² / 295.27 sq ft

>>> SAIL PLAN >>>

I : 13,35 m / 43.79 ft
 J : 3,85 m / 12.63 ft
 P : 12,35 m / 40.51 ft
 E : 4,45 m / 14.59 ft
 LP (140 % overlap) 5,39 m / 17.68 ft

>>> CONSTRUCTION >>>

- Hand laminated GRP hull.
- NPG gelcoat, the first layer of cloth impregna-

ted with NPG resin, forming an optimum barrier against osmosis.

- Inner moulded hull bottom, structural grid laminated to the hull.
- Deck in PVC foam core sandwich, moulded by injection process.
- Draft: 1.90m, cast iron keel, bolt loads taken up by stainless steel backing plate.
- Semi-elliptical rudder, filled with closed cell epoxy foam. Stainless steel solid stock.



>>> DECK & DECK FITTINGS >>>

- Genoa sheet tracks with piston lead blocks.
- Genoa sheet turning blocks on coaming.
- 5 and 4 sheave deck organizers for halyard returns, mainsail sheet and reefing lines.
- Stainless steel swan neck electric/electronic cable gland.
- Clutches on roof
- Halyard winch on roof
- Genoa winches on coamings close to the helmsman.
- 2 backstay U-bolts.
- 2 water and 1 fuel water filler cap.
- Mainsail track on the roof with adjustable lead cars. Boomvang with tackle.

>>> COCKPIT >>>

- Both cockpit seats port and starboard and the helmsman seat covered in teak.
- GRP sole.
- Two large side lockers with lids fitted with padlock hasps.
- GRP steering pedestals.
- Rudder stock head under helmsman's sole for installing the emergency tiller.
- Engine lever and control panel easily to hand for the helmsman on the starboard side.
- Stainless steel tilting bathing platform with telescopic bathing ladder.
- Gas cylinder locker starboard aft.
- Gas struts used to support the liferaft storage lid and Plexiglas companionway door storage
- Cockpit shower.
- 2 wood toe rail.

>>> RIGGING & SAILS >>>

- Anodised aluminium deck stepped mast with double swept back spreaders.
- Anchor and steaming light.
- Boom topping lift cleat.
- Anodised aluminium boom equipped with two single line reefing system.
- Solid wood grab handle on roof.
- Solid wood toe rails.
- Anchor well is: self-draining, with anchor rope connector and windlass base with lockable lid.
- Stem head unit with single bow roller.
- Pulpit has seat and two LED navigation lights.
- Pushpit has bracket for buoy and flag pale, navigation lights and life line gate.
- 8 stanchions with 2 level life lines.
- 6 aluminium mooring cleats.
- Single stainless steel U-bolts for both lower and upper shrouds.



- Genoa roller furling system.
- Standing rigging continuous in single strand stainless steel cable and chrome plated bronze turnbuckles including: forestay, double backstay, cap shrouds, intermediate and lower shrouds.
- Pre-stretched running rigging including: Main and Genoa halyards, boom topping lift, Main and Genoa sheets, two reefing lines, outhaul line, Mainsheet car control line, furling line, boom vang tackle.
- Stainless steel mast pillar.

>>> VENTILATION & LIGHTING >>>

Very efficient ventilation ensured by:

- 4 deck hatches on roof with curtains with 2 integrated «mushroom» ventilators
- 4 hull portlights as well as 2 portlights on the roof
- Electric lighting is provided with numerous spotlights and reading lights in a chrome finish.

>>> INTERIOR >>>

- All joinery work is in prime Moabi mahogany, with fiddles, mouldings and framings in solid wood.
- All cabin doors have a blocking system which keeps doors open where required.
- Soles are in Moabi laminated floor boards.
- Saloon cushions and cabin mattresses have removable covers.
- Cabin lining in white coloured marine plywood.

>>> COMPANIONWAY >>>

- Sliding companionway hatch and washboard in Plexiglas with stops and lock.
- Curved wooden steps.
- Two handrails.
- Access to engine by lifting stair case on jacks.
- Dedicated stowage for companionway door under liferaft lid.

>>> FORWARD CABIN >>>

- Large berth approximately 227 cm long.
- 10 cm thick mattress with washable cover.
- 160 L water tank.
- Access to stowage locker under the berth.
- Full length shelf with sea-fiddle over the berth alongside the hull.
- Large hanging locker with shelves.
- Shelf in forward bulkhead.
- Access to navigation instruments transducers.

>>> AFT HEAD >>>

- Manual marine toilet.
- Bathroom with integrated wash basin in synthetic «Corian®» stone.
- Chrome plated brass mixer tap hot/cold with shower head.
- Large mirror.
- The shower has direct drainage by an electric pump.
- 50L holding tank as standard.

>>> SALOON >>>

- A large U shaped settee is on port side.
- Foam cushions with washable covers.
- A central fixed settee has a hinged stowage area underneath (optionally on sliders).
- Further stowage is available under seats and behind backrests.
- Big saloon table with integrated plate holder.
- Stowage lockers with doors and bookshelf above the settee.

>>> GALLEY >>>

- Galley with large work top in synthetic «Corian®» stone.

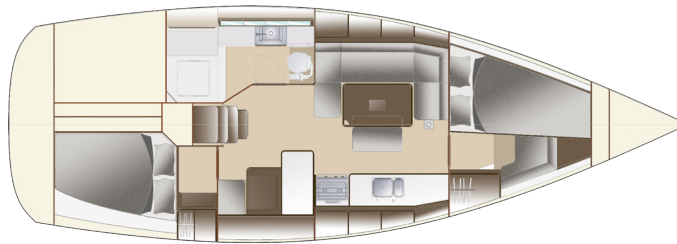
- Longitudinal galley configuration.
- Double stainless steel sink. Chrome plated brass mixer tap for pressurised water.
- Two burner cooker with oven and grill on gimbals.
- 12V electric refrigerator unit (180 L) with access from work top.
- Cutlery drawer and PVC stowage baskets.
- Open and closed storage lockers.
- One of the lockers can house a microwave oven.
- Crumb tray under sole.

>>> CHART TABLE >>>

- Large format chart table with a hinged desk top.
- Ergonomic wooden seat with stowage underneath and covered with a vinyl cushion.
- Instruments console.
- 12V electric switch panel alongside the chart table.
- Storage and drawer under chart table top.
- Closed lockers above the electric switch panel.

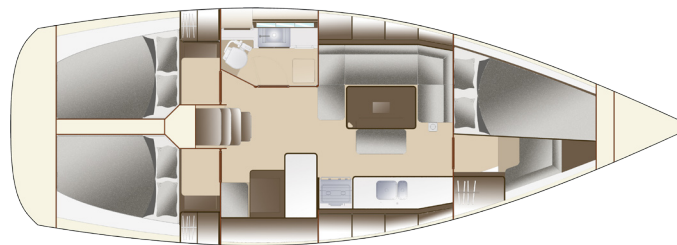
>>> AFT CABIN(S) >>>

- Double berth approximately 194 cm.
- 10 cm thick mattress with washable cover.
- Large hanging locker with double door and shelf above.
- Full length shelf with fiddle alongside the cabin lining.
- 200 litre fuel under tank under starboard berth.
- 300 litre fuel under tank under port berth.
- Battery switches on the vertical area of the port berth.
- Technical area with storage facilities between aft berths.



>>> ENGINE >>>

- YANMAR 30 cv (22 kW). Sail drive transmission. heat exchanger, anti-siphon valve.
- Control panel close to helmsman with hour meter, engine stop and tachometer.
- Alternator with battery isolator.
- 200 L fuel tank with gauge on electrical switchboard.
- Fuel filter with water separator.
- Emergency fuel shut off handle.
- Engine room ventilation blower, and two ventilation hoses.



- Two-blade fixed propeller.
- Access to engine from front and both sides.
- Quality sound proofing using high density foam.

>>> PLUMBING >>>

- Polyethylene tanks have a total capacity of approximately 360 litres with inspection plates and electric gauges on tank.
- Pressurised water system, 20 litre water heater.
- Electric bilge pump with strainer and controls on switchboard.

- Manual bilge pump operated from the cockpit.
- Bilge integrated in hull and keel with easy access to strainer under floor boards.
- Drainage of shower water by pumps direct to the sea, easily accessible under the washbasins.

>>> ELECTRICITY >>>

- 12V DC system. Switchboard with circuit breakers, voltmeter, 12V outlet.
- 1 x 75 Ah engine battery. 1x 100 Ah service battery. Switch for each battery.

>>> MISCELLANEOUS >>>

- Two winch handles with holder.
- Owner's briefcase with owner manual.
- Earthed rig.



DUFOUR YACHTS
1 rue Blaise Pascal
FR - 17187 PERIGNY
www.dufour-yachts.com

The descriptions and illustrations given are for information only.

Our models may be subject to certain production improvements or modifications without notice.



DUFOUR
YACHTS